

VOLTAS

14th July, 2023

BSE Limited
Department of Corporate Services
Rotunda Building
Mumbai Samachar Marg
Mumbai 400 001
Scrip Code: 500575

National Stock Exchange of India Limited
Exchange Plaza, Listing Department
Bandra-Kurla Complex
Bandra (East), Mumbai 400 051
NSE Symbol: VOLTAS

Dear Sir,

Sub: Shareholding Pattern for the quarter ended 30th June, 2023

Pursuant to Regulation 31(1)(b) of SEBI (Listing Obligations and Disclosure Requirements) Regulations, 2015, we enclose herewith a statement showing holding of securities and shareholding pattern of the Company in the prescribed format, for the quarter ended 30th June, 2023.

Yours faithfully,

VOLTAS LIMITED



(V. P. MALHOTRA)

Head - Taxation,

Legal & Company Secretary

Encl.

VOLTAS LIMITED

Corporate Management Office


Registered Office Voltas House 'A' Dr Babasaheb Ambedkar Road Chinchpokli Mumbai 400 033
Tel 91 22 66656251 66656258 Fax 91 22 66656311 e-mail vpmalhotra@voltas.com website www.voltas.com

Corporate Identity Number L29308MH1954PLC009371

A **TATA** Enterprise

Statement of holding of specified securities

I. General Information:

1	Scrip Code:	500575
2	NSE Symbol:	VOLTAS
3	MSEI Symbol:	NOT LISTED
4	ISIN:	INE226A01021
5	Name of Listed Entity :	Voltas Limited
6	Whether the Company is SME	No
7	Class of Security:	Equity Shares
8	Type of Report:	Quarterly
9	Quarter ended/Half year ended/Date of Report (for prelisting/Allotment)	30-Jun-2023
10	Date of allotment/ extinguishment (in case of Capital Restructuring selected) / Listing date	
11	Share Holding Pattern Filed under:	Regulation 31(1)(b)
12	Whether the listed entity is a Public Sector Undertaking:	No

II. Declaration:






	Particulars	Yes / No	Promoter and Promoter	Public Shareholder	Non Promoter - Non-public
1	Whether the Listed Entity has issued any partly paid up shares?	Yes	No	Yes	No
2	Whether the Listed Entity has issued any Convertible Securities?	No	No	No	No
3	Whether the Listed Entity has issued any Warrants?	No	No	No	No
4	Whether the Listed Entity has any shares against which depository receipts are issued?	No	No	No	No
5	Whether the Listed Entity has any shares in locked-in?	No	No		
6	Whether any shares held by promoters are pledge or otherwise encumbered?	No	No	No	No
7	Whether Company has Equity Shares with differential voting rights?	No	No	No	No
8	Whether the listed entity has any significant beneficial owner?	No			

Table I - Summary Statement holding of specified securities

(I)	(II)	(III)	(IV)	(V)	(VI)	(VII) = (IV)+(V)+(VI)	(VIII) Shareholding as a % of total no. of shares (calculated as per SCRR, 1957) As a % of (A+B+C2)	(IX)			(X)	(XI) = (VII)+(X) As a % of (A+B+C2)	(XII)		(XIII)		(XIV)	
								No. of Voting Rights					Total as a % of (A+B+C)	No.	As a % of total Shares held	No.		As a % of total Shares held
								Class X Equity	Class Y	Total								
														(a)	(b)	(a)		(b)
(A)	Promoter & Promoter Group	4	100253480	0	0	100253480	30.30	100253480	0	100253480	30.31	0	30.30	0	0.00	0	0.00	100253480
(B)	Public	299266	230511860	119400	0	230631260	69.70	230511860	0	230511860	69.69	0	69.70	0	0.00	NA		226176647
(C)	Non Promoter- Non Public	0	0	0	0	0	0.00	0	0	0	0.00	0	0.00	0	0.00	NA		0
(C1)	Shares underlying DRs	0	0	0	0	0	0.00	0	0	0	0.00	0	0.00	0	0.00	NA		0
(C2)	Shares held by Employee Trusts	0	0	0	0	0	0.00	0	0	0	0.00	0	0.00	0	0.00	NA		0
	Total	299270	330765340	119400	0	330884740	100.00	330765340	0.00	330765340	100.00	0	100.00	0	0.00	0	0.00	326430127

Table II - Statement showing shareholding pattern of the Promoter and Promoter Group

	Category & Name of the Shareholders	No. of shareholder (Folios)	No. of fully paid up equity shares held	Partly paid-up equity shares held	Nos. of shares underlying Depository Receipts	Total nos. shares held	Shareholding % calculated as per SCRR, 1957	Number of Voting Rights held in each class of securities			No. of Shares Underlying Outstanding convertible securities (including Warrants)	Shareholding, as a % assuming full conversion of convertible securities (as a percentage of diluted share capital)	Number of Locked in shares		Number of Shares pledged or otherwise encumbered		Number of equity shares held in dematerialized form	Shareholder type				
								(IX)					(X)	(XI) = (VII)+(X) as a % of A+B+C2	(XII)				(XIII)		(XIV)	
								No of Voting Rights							Total as a % of Total Voting rights	No.			As a % of total Shares held	No.		As a % of total shares held
								Class X Equity	Class Y	Total												
(I)	(III)	(IV)	(V)	(VI)	(VII = IV+V+VI)	As a % of (A+B+C2) (VIII)				(X)	(XI) = (VII)+(X) as a % of A+B+C2	(XII)	(XIII)	(XIV)								
(1)	Indian																					
(a)	Individuals/Hindu undivided Family	0	0	0	0	0	0.00	0	0	0	0	0	0	0.00	0	0.00	0					
	Central Government/ State																					
(b)	Government(s)	0	0	0	0	0	0.00	0	0	0	0	0	0	0.00	0	0.00	0					
(c)	Financial Institutions/ Banks	0	0	0	0	0	0.00	0	0	0	0	0	0	0.00	0	0.00	0					
(d)	Any Other (specify)	4	100253480	0	0	100253480	30.30	100253480	0	100253480	30.30	0	0	0	0	0	100253480					
(i)	Bodies Corporate	4	100253480	0	0	100253480	30.30	100253480	0	100253480	30.30	0	0	0	0	0	100253480					
i	Tata Sons Private Ltd	1	88131780	0	0	88131780	26.64	88131780	0	88131780	26.64	0	0.00	0	0.00	0	88131780	Promoter				
ii	Ewart Investments Ltd	1	1925950	0	0	1925950	0.58	1925950	0	1925950	0.58	0	0.00	0	0.00	0	1925950	Promoter Group				
iii	Tata Investment Corporation Ltd	1	9962330	0	0	9962330	3.01	9962330	0	9962330	3.01	0	0.00	0	0.00	0	9962330	Promoter Group				
iv	The Tata Power Company Ltd	1	233420	0	0	233420	0.07	233420	0	233420	0.07	0	0.00	0	0.00	0	233420	Promoter Group				
	Sub-Total (A)(1)	4	100253480	0	0	100253480	30.30	100253480	0	100253480	30.30	0	0	0	0	0	100253480					
(2)	Foreign																					
(a)	Individuals (Non-Resident Individuals/ Foreign Individuals)	0	0	0	0	0	0.00	0	0	0	0	0	0	0.00	0	0.00	0					
(b)	Government	0	0	0	0	0	0.00	0	0	0	0	0	0	0.00	0	0.00	0					
(c)	Institutions	0	0	0	0	0	0.00	0	0	0	0	0	0	0.00	0	0.00	0					
(d)	Foreign Portfolio Investor	0	0	0	0	0	0.00	0	0	0	0	0	0	0.00	0	0.00	0					
(e)	Any Other (specify)	0	0	0	0	0	0.00	0	0	0	0	0	0	0.00	0	0.00	0					
	Sub-Total (A)(2)	0	0	0	0	0	0.00	0	0	0	0	0	0	0.00	0	0.00	0					
	Total Shareholding of Promoter and Promoter Group (A)= (A)(1)+(A)(2)	4	100253480	0	0	100253480	30.30	100253480	0	100253480	30.30	0	0	0	0	0	100253480					
Details of Shares which remain unclaimed may be given here along with details such as number of shareholders, outstanding shares held in demat/unclaimed suspense account, voting rights which are frozen etc.																						
Note:																						
(1) PAN would not be displayed on website of Stock Exchange(s).																						
(2) The term "Encumbrance" has the same meaning as assigned under regulation 28(3) of SEBI (Substantial Acquisition of Shares and Takeovers) Regulations, 2011.																						

Table III - Statement showing shareholding pattern of the Public shareholder

Category & Name of the Shareholders	Nos. of shareholder (Folios)	No. of fully paid up equity shares held	Partly paid-up equity shares held	Nos. of shares underlying Depository Receipts	Total nos. shares held	Shareholding % calculated as per SCRR, 1957	Number of Voting Rights held in each class of securities			No. of Shares Underlying Outstanding convertible securities (including Warrants)	Total Shareholding, as a % assuming full conversion of convertible securities (as a percentage of diluted share capital)	Number of Locked in shares		Number of Shares pledged or otherwise encumbered		Number of equity shares held in dematerialized form			
							(IX)					(X)	(XI) = (VII)+(X) as a % of A+B+C2	(XII)			(XIII)		
							No of Voting Rights							Total as a % of Total Voting rights	No.		As a % of total Shares held	No. (not applicable)	As a % of total shares held (Not applicable)
							Class X Equity	Class Y	Total										
(1) Institutions (Domestic)																			
(a) Mutual Funds	32	50500535	0	0	50500535	15.26	50500535	0	50500535	15.27	0	15.26	0	0.00	NA	50480535			
i SBI Mutual Funds (Various Accounts)	1	6511554	0	0	6511554	1.97	6511554	0	6511554	1.97	0	1.97	0	0.00	NA	6511554			
ii Mirae Asset Mutual Funds (Various Accounts)	1	6473696	0	0	6473696	1.96	6473696	0	6473696	1.96	0	1.96	0	0.00	NA	6473696			
iii Nippon Life India Mutual Funds (Various Accounts)	1	6143913	0	0	6143913	1.86	6143913	0	6143913	1.86	0	1.86	0	0.00	NA	6143913			
iv Franklin India Mutual Funds (Various Accounts)	1	4907943	0	0	4907943	1.48	4907943	0	4907943	1.48	0	1.48	0	0.00	NA	4907943			
v Kotak Mutual Funds (Various Accounts)	1	3590382	0	0	3590382	1.08	3590382	0	3590382	1.08	0	1.08	0	0.00	NA	3590382			
(b) Venture Capital Funds	0	0	0	0	0	0.00	0	0	0	0	0	0	0	0.00	NA	0			
(c) Alternate Investment Funds	3	382922	0	0	382922	0.12	382922	0	382922	0.12	0	0.12	0	0.00	NA	382922			
(d) Banks	34	1373102	15360	0	1388462	0.42	1373102	0	1373102	0.42	0	0.42	0	0.00	NA	1296112			
(e) Insurance Companies	21	52408615	0	0	52408615	15.84	52408615	0	52408615	15.84	0	15.84	0	0.00	NA	52408615			
i Life Insurance Corporation of India	1	33903563	0	0	33903563	10.25	33903563	0	33903563	10.25	0	10.25	0	0.00	NA	33903563			
ii HDFC Life Insurance Company Limited	1	8167242	0	0	8167242	2.47	8167242	0	8167242	2.47	0	2.47	0	0.00	NA	8167242			
iii SBI Life Insurance Co. Ltd.	1	3429086	0	0	3429086	1.04	3429086	0	3429086	1.04	0	1.04	0	0.00	NA	3429086			
(f) Provident Funds/ Pension Funds	1	6599531	0	0	6599531	1.99	6599531	0	6599531	2.00	0	1.99	0	0.00	NA	6599531			
i NPS Trust (Various Accounts)	1	6599531	0	0	6599531	1.99	6599531	0	6599531	2.00	0	1.99	0	0.00	NA	6599531			
(g) Asset reconstruction companies	0	0	0	0	0	0.00	0	0	0	0	0	0	0	0.00	NA	0			
(h) Sovereign Wealth Funds	2	690263	0	0	690263	0.21	690263	0	690263	0.21	0	0.21	0	0.00	NA	690263			
(i) NBFCs registered with RBI	3	5365	0	0	5365	0.00	5365	0	5365	0.00	0	0	0	0.00	NA	5365			
(j) Other financial institutions - UTI	1	14000	0	0	14000	0.00	14000	0	14000	0.00	0	0.00	0	0.00	NA	0			
(k) Any Other (specify)	0	0	0	0	0	0.00	0	0	0	0.00	0	0.00	0	0.00	NA	0			
Sub-Total (B)(1)	97	111974333	15360	0	111989693	33.84	111974333	0	111974333	33.85	0	33.84	0	0.00	NA	111863343			
(2) Institutions (Foreign)																			
(a) Foreign Direct Investment	0	0	0	0	0	0.00	0	0	0	0	0	0	0	0.00	NA	0			
(b) Foreign Venture Capital Investors	0	0	0	0	0	0.00	0	0	0	0	0	0	0	0.00	NA	0			
(c) Sovereign Wealth Funds	0	0	0	0	0	0.00	0	0	0	0	0	0	0	0.00	NA	0			
(d) Foreign Portfolio Investors Category I	248	62202898	0	0	62202898	18.80	62202898	0	62202898	18.81	0	18.80	0	0.00	NA	62202898			
i T. Rowe Price Emerging Markets Stock Fund	1	9295558	0	0	9295558	2.81	9295558	0	9295558	2.81	0	2.81	0	0.00	NA	9295558			
ii Emerging Markets Equity Trust	1	8208495	0	0	8208495	2.48	8208495	0	8208495	2.48	0	2.48	0	0.00	NA	8208495			
(e) Foreign Portfolio Investors Category II	19	929607	0	0	929607	0.28	929607	0	929607	0.28	0	0.28	0	0.00	NA	929607			
(f) Overseas Depositories (holding DRs) (balancing figure)	0	0	0	0	0	0.00	0	0	0	0	0	0.00	0	0.00	NA	0			
(g) Any Other (specify)	1	500	0	0	500	0.00	500	0	500	0.00	0	0.00	0	0.00	NA	0			
i Foreign Institutional Investors	1	500	0	0	500	0.00	500	0	500	0.00	0	0.00	0	0.00	NA	0			
Sub-Total (B)(2)	268	63133005	0	0	63133005	19.08	63133005	0	63133005	19.09	0	19.08	0	0.00	NA	63132505			
(3) Central Government/ State Government(s)																			
(a) Central Government/ President of India	1	178	0	0	178	0.00	178	0	178	0.00	0	0.00	0	0.00	NA	178			
(b) State Government/ Governor	0	0	0	0	0	0.00	0	0	0	0.00	0	0.00	0	0.00	NA	0			
(c) Shareholding by companies or Bodies corporates where Central/State Government is a promoter	0	0	0	0	0	0.00	0	0	0	0.00	0	0.00	0	0.00	NA	0			
Sub-Total (B)(3)	1	178	0	0	178	0.00	178	0	178	0.00	0	0.00	0	0.00	NA	178			
(4) Non-institutions																			
(a) Associate companies / Subsidiaries	0	0	0	0	0	0.00	0	0	0	0.00	0	0.00	0	0	NA	0			
(b) Directors their relatives (excluding independent directors and nominee directors)	0	0	0	0	0	0.00	0	0	0	0.00	0	0.00	0	0	NA	0			
(c) Key Managerial Personnel	1	2520	0	0	2520.00	0.00	2520	0	2520	0.00	0	0.00	0	0	NA	2520			

Table III - Statement showing shareholding pattern of the Public shareholder

Category & Name of the Shareholders	Nos. of shareholder (Folios)	No. of fully paid up equity shares held	Partly paid-up equity shares held	Nos. of shares underlying Depository Receipts	Total nos. shares held	Shareholding % calculated as per SCRR, 1957	Number of Voting Rights held in each class of securities			No. of Shares Underlying Outstanding convertible securities (including Warrants)	Total Shareholding, as a % assuming full conversion of convertible securities (as a percentage of diluted share capital)	Number of Locked in shares		Number of Shares pledged or otherwise encumbered		Number of equity shares held in dematerialized form		
							(IX)					(X)	(XI) = (VII)+(X) as a % of A+B+C2	(XII)			(XIII)	
							No of Voting Rights							No.	As a % of total Shares held		No. (not applicable)	As a % of total shares held (Not applicable)
							Class X Equity	Class Y	Total									
(d) Relatives of promoters (other than immediate relatives of promoters disclosed under 'Promoter and Promoter Group category)	0	0	0	0	0.00	0.00	0	0	0	0.00	0	0	0	0	0	0		
(e) Trusts where any person belonging to Promoter and Promoter Group category is 'trustee', 'beneficiary' or 'author' of the trust	0	0	0	0	0.00	0.00	0	0	0	0.00	0	0	0	0	0	0		
(f) Investor Education and Protection Fund (IEPF)	1	2684984	0	0	2684984	0.81	2684984	0	2684984	0.81	0	0.00	0	0.00	NA	2684984		
(g) Resident Individuals holding nominal share capital up to Rs. 2 lakhs.	289684	44926014	104040	0	45030054	13.61	44926014	0	44926014	13.58	0	0.00	0	0.00	NA	40844861		
(h) Individual shareholders holding nominal share capital in excess of Rs. 2 lakhs.	2	1046502	0	0	1046502	0.32	1046502	0	1046502	0.32	0	0.00	0	0.00	NA	1046502		
(i) Non Resident Indians (NRIs)	5368	2124676	0	0	2124676	0.64	2124676	0	2124676	0.64	0	0.00	0	0.00	NA	2058036		
(j) Foreign National	5	5333	0	0	5333	0.00	5333	0	5333	0.00	0	0.00	0	0.00	NA	5333		
(k) Foreign Companies	0	0	0	0	0	0.00	0	0	0	0.00	0	0.00	0	0.00	NA	0		
(l) Bodies Corporates	795	1248049	0	0	1248049	0.38	1248049	0	1248049	0.38	0	0.00	0	0.00	NA	1173439		
(e) Any Other (specify)	3044	3366266	0	0	3366266	1.02	3366266	0	3366266	1.02	0	0.00	0	0.00	NA	3364946		
i Trusts	11	2024544	0	0	2024544	0.61	2024544	0	2024544	0.61	0	0.00	0	0.00	NA	2024324		
ii Suspense Escrow Demat Account (SEDA)	1	250	0	0	250	0.00	250	0	250	0.00	0	0.00	0	0.00	NA	150		
iii Limited Liability Partnership	73	201021	0	0	201021	0.06	201021	0	201021	0.06	0	0.00	0	0.00	NA	201021		
iv Hindu Undivided Family	2946	1126690	0	0	1126690	0.34	1126690	0	1126690	0.34	0	0.00	0	0.00	NA	1125690		
v Clearing Members	13	13761	0	0	13761	0.00	13761	0	13761	0.00	0	0.00	0	0.00	NA	13761		
Sub-Total (B)(4)	298900	55404344	104040	0	55508384	16.78	55404344	0	55404344	16.75	0	16.78	0	0.00	NA	51180621		
(B) = (B)(1)+(B)(2)+(B)(3)+(B)(4)	299266	230511860	119400	0	230631260	69.70	230511860	0	230511860	69.69	0	0.00	0	0.00	NA	226176647		

Details of the shareholders acting as persons in Concert for public:

Details of Shares which remain unclaimed for public.

Table IV - Statement showing shareholding pattern of the Non Promoter- Non Public shareholder

	Category & Name of the Shareholders	PAN	No. of shareholder (Folios)	No. of fully paid up equity shares held	Partly paid-up equity shares held	Nos. of shares underlying Depository Receipts	Total nos. shares held	Shareholding % calculated as per SCRR, 1957	Number of Voting Rights held in each class of securities			No. of Shares Underlying Outstanding convertible securities (including Warrants)	Total Shareholding , as a % assuming full conversion of convertible securities (as a percentage of diluted share capital)	Number of Locked in shares		Number of Shares pledged or otherwise encumbered		Number of equity shares held in dematerialized form											
																			No of Voting Rights		Total as a % of Total Voting rights								
									(I)	(II)	(III)			(IV)	(V)	(VI)	(VII = IV+V+VI)		As a % of (A+B+C2) (VIII)	(IX)			(X)	(XI) = (VII)+(X) as a % of A+B+C2	(XII)		(XIII)		(XIV)
									No of Voting Rights					Total as a % of Total Voting rights	No.	As a % of total Shares held	No. (not applicable)		As a % of total shares held (Not applicable)	(Not Applicable)									
Class X	Class Y	Total	(a)	(b)	(a)	(b)																							
(1)	Custodian/DR Holder		0	0	0	0	0	0.00	0	0	0	0.00	0	0.00	0	0.00	NA	0											
(a)	Name of DR Holder (if available)																												
(2)	Employee Benefit Trust / Employee Welfare Trust (under SEBI (Share based Employee Benefits and Sweat Equity) Regulations, 2021)		0	0	0	0	0	0.00	0	0	0	0.00	0	0.00	0	0.00	0	0											
Total Non-Promoter- Non Public Shareholding (C)= (C)(1)+(C)(2)			0	0	0	0	0	0.00	0	0	0	0.00	0	0.00	0	0.00	NA	0											

Table V - Statement showing details of Significant Beneficial Owners (SBOs)

Sr. No.	Details of the SBO (I)			Details of registered owner (II)			Details of holding/exercise of right of the SBO in the reporting company, whether direct or indirect* (III)		Date of creation / acquisition of significant beneficial interest# (IV)
	Name	PAN/Passport No. in case of a foreign national	Nationality	Name	PAN/Passport No. in case of a foreign national	Nationality	Whether by virtue of:		
							Shares	%	
							Voting rights	%	
							Rights on distributable dividend or any other distribution	%	
							Exercise of control		
							Exercise of significant influence		
	Nil								

TABLE VI - STATEMENT SHOWING FOREIGN OWNESHIP LIMITS		
Particular	Approved Limits (%)	Limits Utilized (%)
As on shareholding date	100	19.72
As on the end of previous 1st quarter	100	21.21
As on the end of previous 2nd quarter	100	22.33
As on the end of previous 3rd quarter	100	25.13
As on the end of previous 4th quarter	100	25.40
Notes:		
(1) "Approved Limits (%)" means the limit approved by Board of Directors / shareholders of the Listed entity. In case the listed entity has Board approved limit, provide details of sectoral / statutory cap prescribed by Government / Regulatory Authorities.		
(2) Details of Foreign ownership includes foreign ownership / investments as specified in Rule 2(s) of the Foreign Exchange Management (Non-debt Instruments) Rules, 2019, made under Foreign Exchange Management Act, 1999		

Notes:

1. Tata Sons Private Limited (TSPL) holds 26.64 % in the Company. However, TSPL being a Core Investment Company, is exempt from compliance of Companies (Significant Beneficial Owners) Rules, 2018 on the investments made by TSPL.
2. The Company's Issued, Subscribed and Paid up capital is 33,08,84,740 Equity Shares of Re. 1 each. Out of these shares, call money on 1,19,400 Equity Shares of Re. 1 each is unpaid as on 30th June, 2023. Hence, they are classified as partly-paid up shares.
3. Tata AIA Life Insurance Company Limited is not considered part of Promoter Group holds 2,500 equity shares of the Company. Accordingly, holding of Tata AIA Life Insurance Company Limited is included under Public Shareholding under the head "Institutions (Domestic)"- Insurance companies.